

Dive Recorder is an online dive competition application where all around the world diving clubs and states use the system to enter dive sheets for competitions.

Dive sheets are very important at any competition because a dive sheet explains to the judges, referee, table staff etc what dives you will be performing and the order of dives within an event at a competition. We use dive recorder for all of our competitions and dive recorder is also used at national events and international events.

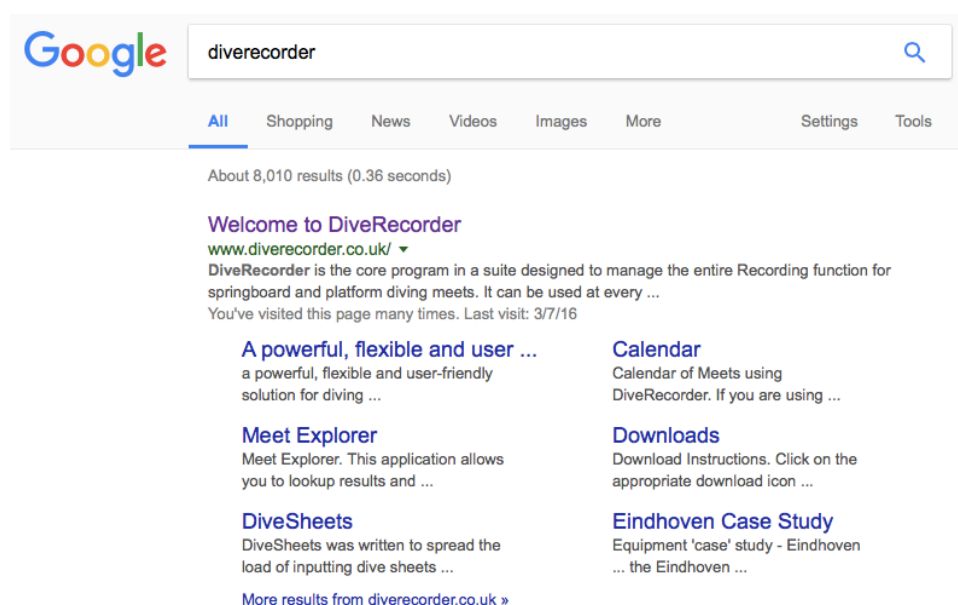
### Step 1:

Go to your internet browser e.g firefox, internet explorer, safari, google chrome.

Type into your search bar **Dive Recorder** or the website address:

<http://www.diverecorder.co.uk/index.php>

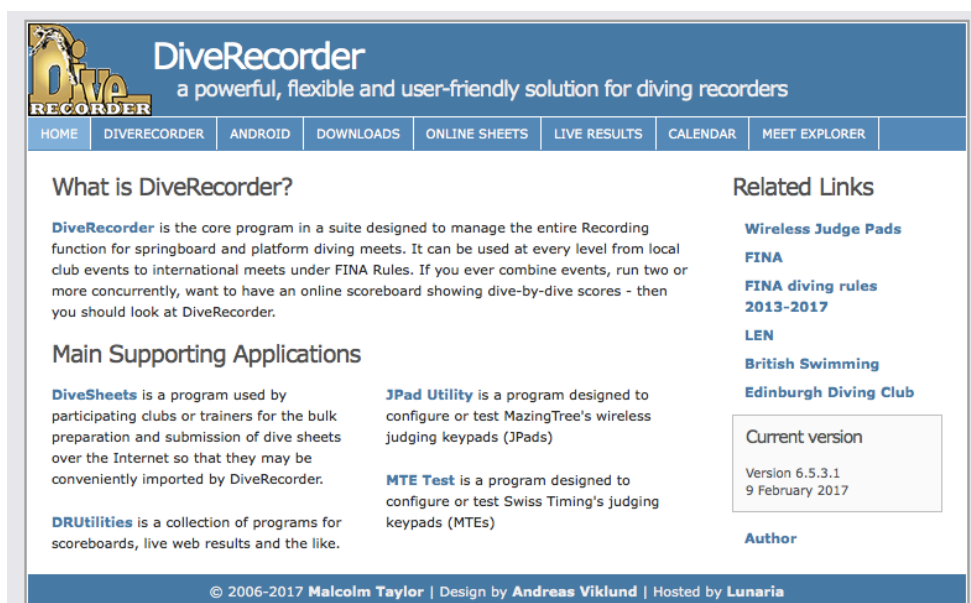
It should come up as below:



### Step 2:

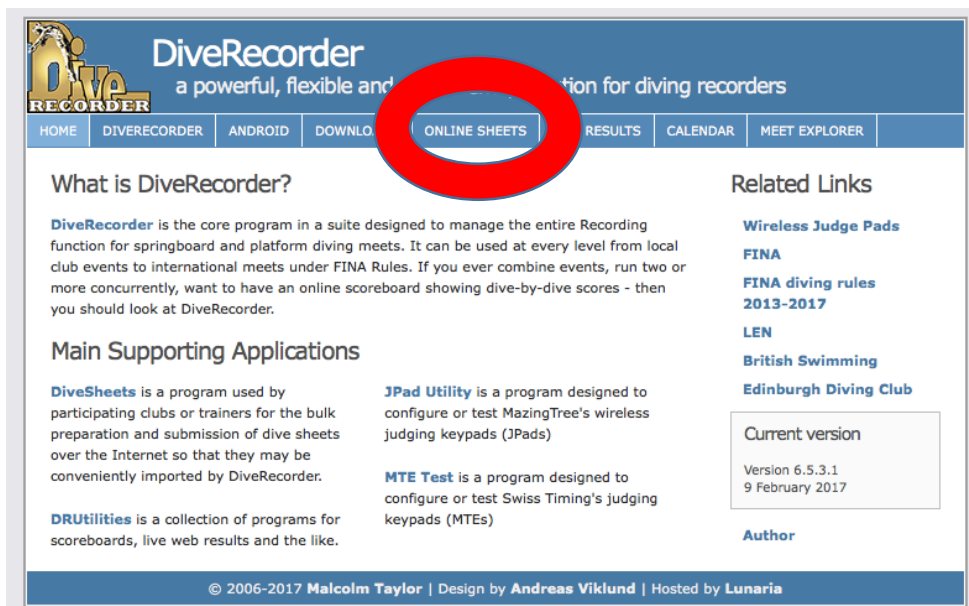
Click on the dive recorder website link to enter dive recorder and submit your dive sheets.

The Home screen will look as below:



### Step 3:

To submit dive sheets click on “online sheets” from the blue tabs across the top of the home page as seen in the below image.



### Step 4:

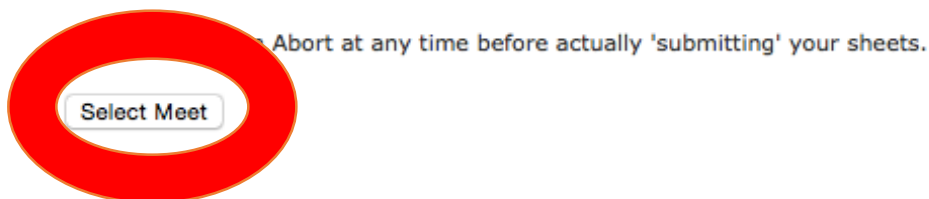
The online sheets tab will bring you to the first part of submitting your dive sheets click the “select meet button” as seen below:

## Online Divesheets

This method of submitting divesheets has been designed for use by individual divers. If you are a club coach or administrator wishing to submit dive sheets for a number of divers you should instead download, install and use the program **DiveSheets** as it is better suited for that purpose. For more information on DiveSheets, [click here](#).

If you are an individual diver, you will need to take the following steps to complete and submit your dive sheets for a Meet:

1. Select a Meet
2. Enter your details: name, club, etc
3. Choose an Event
4. Fill in your dive sheet
5. Repeat steps 3 and 4 for each event you have entered
6. Check and make any necessary corrections
7. Finally, Submit your sheets .. or Abort



### Step 5:

You will then need to select a meet/ competition from the current list of meets which are taking place around the world. Always look for the DWA if you are unsure of the competition name! This example competition is called 2017 DWA State Open Championships and Levels. Find it and click this link.

you want to test or experiment you should choose the Test Meet which will work exactly like a real meet

2017/03/15 : American Match  
2017/03/17 : GStar 2017  
2017/03/18 : Central Gauteng Diving Championships 2017  
2017/03/18 : DNSW 2017 NSW Open and Age Championships  
2017/03/18 : II Jornada de Liga Interclubes  
2017/03/18 : Regio West Bokaal 2017  
2017/03/18 : Surrey County ASA 1m Age Groups  
2017/03/18 : Surrey County ASA 1m Championships  
2017/03/18 : Trip Trap DM format Odense 18. marts  
2017/03/19 : Maltby D.C. Competition  
2017/03/20 : 2017 APS Boys Diving  
2017/03/20 : 2017 GSV Championship Div 1 Diving Carnival  
2017/03/20 : Кубок України серед груп "А" та "В"  
2017/03/21 : 2017 APS Girls Diving  
2017/03/21 : 2017 GSV Championship Div 2 Diving Carnival  
2017/03/21 : 2017 GSV Championship Div 3 Diving Carnival  
2017/03/22 : QLD Qualifying Comp March 2017  
2017/03/23 : 2017 NSW Primary CIS Championships  
2017/03/24 : LIGA DE MADRID  
2017/03/24 : 2017 DWA State Open Championships and Levels  
2017/03/25 : 2017 DWA State Open Championships and Levels  
2017/03/25 : 7 Nations Youth Diving Meet 2017  
2017/03/25 : ASA East Region - Regional Skills 2017  
2017/03/26 : NW Age Group Qualifier 2017  
2017/03/26 : NW Skills Qualifier 2017  
2017/03/26 : Zeskamp 4, Breda 2017  
2017/03/28 : 2017 GSV Finals Evening Diving Carnival  
2017/03/31 : 2017 COMBINED CATHOLIC COLLEGES  
2017/03/31 : 2ª Jornada Festival de Escuelas Madrid  
2017/04/01 : Triangel tävling jkpg VT 2017  
2017/04/03 : 2017 NSW CHS  
2017/04/05 : 2017NSWPSSA  
2017/04/13 : Amsterdam Diving Cup 2017  
2017/04/28 : LLIGA CATALANA DE SALTS 2ª JORNADA  
2017/05/03 : 2017 NSW Secondary CIS Championships  
2017/12/31 : Test Meet

### Step 6:

Enter your details including first name, surname, year of birth, sex, team name which is Diving WA, team code which is DWA (there is no team two name or code) and then enter your coaches name and your email address.

## Your Details

Please complete the following group of boxes. When finished, click the "Save and continue.." button at the bottom of the form.

First name:	<input type="text" value="Emma"/>
Surname:	<input type="text" value="Lynch"/>
Year born:	<input type="text" value="1997"/> (yyyy)
Gender:	<input type="radio"/> Male <input checked="" type="radio"/> Female
Team:	<input type="text" value="Diving Wa"/>
Team code:	<input type="text" value="DWA"/> (Edinburgh Diving Club = EDC)
Team2:	<input type="text"/>
Team2 code:	<input type="text"/>
Coach:	<input type="text" value="Eliza Cole"/>
Your email address:	<input type="text" value="emmalynch734@gmail.com"/>

## Your Synchro Partner's Details

The next group of boxes is for the details of your synchro partner if you will be diving in a synchro event. Please note that only one synchro sheet needs to be submitted by you or your partner for each event. Please agree with your partner which one of you will do this. Only enter your partner's details if you are the one submitting the divesheet.

First name:	<input type="text"/>
Surname:	<input type="text"/>
Year born:	<input type="text"/> (yyyy)
Gender:	<input type="radio"/> Male <input type="radio"/> Female
Team:	<input type="text"/>
Team code:	<input type="text"/>
Team2:	<input type="text"/>
Team2 code:	<input type="text"/>

### Step 7:

Once you have entered all your details correctly i.e check spelling etc, then click the "Save and continue..." button.

### Step 8:

This will take you to the events page where you must select your first event you have registered for previously through the Diving WA Website. If you are unsure check your registration receipt.

## 2017 DWA State Open Championships and Levels

Please click on the Event for which you wish to submit a divesheet.

- [Level 1 1m Springboard](#)
- [Level 1 3m Springboard](#)
- [Level 1 Platform](#)
- [Level 2 1m Springboard](#)
- [Level 2 3m Springboard](#)
- [Level 2 Platform](#)
- [Level 3 1m Springboard](#)
- [Level 3 3m Springboard](#)
- [Level 3 Platform](#)
- [Level 4 1m Springboard](#)
- [Level 4 3m Springboard](#)
- [Level 4 Platform](#)
- [Level 5 1m Springboard](#)
- [Level 5 3m Springboard](#)
- [Level 5 Platform](#)
- [Level 6 1m Springboard](#)
- [Level 6 3m Springboard](#)
- [Level 6 Platform](#)
- [Level 7 1m Springboard](#)
- [Level 7 3m Springboard](#)
- [Level 7 Platform](#)
- [Level 8 1m Springboard](#)
- [Level 8 3m Springboard](#)
- [Level 8 Platform](#)
- [Level 9 1m Springboard](#)
- [Level 9 3m Springboard](#)
- [Level 9 Platform](#)
- [Level 10 1m Springboard](#)
- [Level 10 3m Springboard](#)
- [Level 10 Platform](#)
- [Open Women 1m Springboard](#)
- [Open Women 3m Springboard](#)
- [Open Women Platform](#)
- [Team Knockout Open](#)
- [Team Knockout 14-18 Yrs](#)
- [Team Knockout 13/U Yrs](#)

### Step 9:

Once you have selected your first event (P.S. the events do not have to be in a particular order but it's easiest to do 1M, then 3M, then platform, then synchro, then any other events as a general rule of thumb!) dive recorder will take you to the following page so you can enter your exact dives in the exact order you are willing to compete them in.

## 2017 DWA State Open Championships and Levels

### Level 6 1m Springboard

Please complete your divesheet for this event.

Round Dive No abcd Height

1	<input type="text"/>	<input type="text"/>	<input type="text"/>	<input type="text"/>
2	<input type="text"/>	<input type="text"/>	<input type="text"/>	<input type="text"/>
3	<input type="text"/>	<input type="text"/>	<input type="text"/>	<input type="text"/>
4	<input type="text"/>	<input type="text"/>	<input type="text"/>	<input type="text"/>
5	<input type="text"/>	<input type="text"/>	<input type="text"/>	<input type="text"/>
6	<input type="text"/>	<input type="text"/>	<input type="text"/>	<input type="text"/>

[Save and continue..](#)

[Back to Events](#)

Note that you can **Abort** at any time before actually 'submitting' your sheets.

It is really important that you enter your dives correctly with the correct dive number, letter for position and the board height you wish to preform the dive at. Dive recorder presents board heights and especially for platform must be checked! Again make sure you enter your dives in the order you wish to compete them in and check that this still abides by the rules/regulations of the event i.e. dive requirements.

## **Just a quick refresher on dive numbers!!!**

First number represents the direction of the dive

- 1= Forward
- 2= Backward
- 3= Reverse
- 4=Inward
- 5=Twist
- 6=Handstand

The second number represents if the dive is flying or non-flying (don't worry about this!) our dives are always 0 and it would be highly unusual to see or do a flying dive (1).

The third number represents the number of half rotations or somersaults

- 0=Jump
- 1=dive
- 2=sault
- 3=one and a half
- 4=double
- 5=two and a half
- 6=triple
- 7= three and a half

and so on...

If it is a twisting dive it will have a fourth number which represents the amount of half twists this number will come before the somersaults number.

- 1=Half twist
- 2=Full twist
- 3= One a half twist
- 4=Double twist
- 5= Two and a half twists

and so on...

The letter represents the position the dive will be performed in.

- A= Straight
- B=Pike
- C=Tuck
- D= Free position (for twisting dives where multiple positions may be performed i.e pike and straight)

**Entries are a little different:**

10B =Pike Entry  
10A=Straight Entry  
910C= Sitting Tuck Entry i.e Peanut Roll  
910B=Sitting Pike Entry  
20A= Back Entry Straight  
20C=Back Entry Tuck  
20B= Back Entry Pike

**Some examples of common dive numbers:**

100A Forward Jump Straight  
200C Backward Jump Tuck  
101B Forward Dive Pike  
401C Inward Dive Tuck  
201B Back Dive Pike  
301C Reverse Dive Tuck  
103C Forward one and a Half Tuck  
202C Back Sault Tuck  
403C Inward One a Half Tuck  
612B Handstand Sault Pike  
5123D Forward twisting one and a half sault, full twist.

You do not need to specify whether you will be doing your dive from hurdle or standing when FINA rules are applied. FINA rules can be found at

[https://www.fina.org/sites/default/files/finadvrules\\_20152017.pdf](https://www.fina.org/sites/default/files/finadvrules_20152017.pdf)

**Step 10:**

Once you have entered your dive in the correct order, correct number, correct position and correct board height following the dive requirements for that event click the save and continue button. This will take you to a review of the dives you have just entered and will now display them in words as well. Double check and triple check that you are happy with the dives you have entered for this event. You can click the “change dive sheet” button if you need to change your dive sheet. If you are happy with your entered dives for this event, you can click the “next event or finish button”.

## 2017 DWA State Open Championships and Levels

### Level 6 1m Springboard

Please check your divesheet for this event.

If any dive is highlighted in yellow, you will need to go back and correct it..

Round	Dive Description	Pos	Board	DD
1	103 Forward 1½ Somersaults	B	1	1.7
2	401 Inward Dive	B	1	1.5
3	201 Back Dive	A	1	1.7
4	5211 Back Dive ½ Twist	A	1	1.8
5	104 Forward Double Somersault	C	1	2.2
	Somersaults	C	1	2.2

Next event or .. finish

Change



### Step 11:

The next event of finish button will return you to this screen. If you are entering more than one event, click on your next event. If you are only competing in one event, click on the “finish and review data” button.

## 2017 DWA State Open Championships and Levels

Please click on the Event for which you wish to submit a divesheet.

- Level 1 1m Springboard
- Level 1 3m Springboard
- Level 1 Platform
- Level 2 1m Springboard
- Level 2 3m Springboard
- Level 2 Platform
- Level 3 1m Springboard
- Level 3 3m Springboard
- Level 3 Platform
- Level 4 1m Springboard
- Level 4 3m Springboard
- Level 4 Platform
- Level 5 1m Springboard
- Level 5 3m Springboard
- Level 5 Platform
- Level 6 1m Springboard
- Level 6 3m Springboard
- Level 6 Platform
- Level 7 1m Springboard
- Level 7 3m Springboard
- Level 7 Platform
- Level 8 1m Springboard
- Level 8 3m Springboard
- Level 8 Platform
- Level 9 1m Springboard
- Level 9 3m Springboard
- Level 9 Platform
- Level 10 1m Springboard
- Level 10 3m Springboard
- Level 10 Platform
- Open Women 1m Springboard
- Open Women 3m Springboard
- Open Women Platform
- Team Knockout Open
- Team Knockout 14-18 Yrs
- Team Knockout 13/U Yrs

[Back to your details](#)

[Back to your details](#)

[Finished, review data..](#)

### Step 12:

Follow the above steps from Step 8 for your next event. Again repeat the above steps for any 3<sup>rd</sup>, 4<sup>th</sup> or 5<sup>th</sup> events you may be competing in.

### Step 13:

Upon finishing entering all your events for the competition dive recorder will take you to a final review of all your events and dives you have entered as well as your details. This is your time to check for a final time all your details are correct.

If all the dives and details are correct click the "submit dive sheets button". If you need to change anything click the "back to events" button.

## Review Data

### 2017 DWA State Open Championships and Levels

Please make sure the following information is correct. If there are any mistakes, please go to the bottom of the form and click "Back to events" to make the corrections. Otherwise click the button "Submit divesheets" to send them to the Meet Recorder.

#### Your details

Name: Emma Lynch  
ASCII Name: Emma Lynch  
Team: Diving Wa  
Team2:  
Gender: F  
Born: 1997  
Coach: Eliza Cole  
Email: emmalynch734@gmail.com

#### Your dive sheets

##### Level 6 1m Springboard

Round	Dive	Description	Pos	Board	DD
1	103	Forward 1½ Somersaults	B	1	1.7
2	401	Inward Dive	B	1	1.5
3	201	Back Dive	A	1	1.7
4	5211	Back Dive ½ Twist	A	1	1.8
5	104	Forward Double Somersault	C	1	2.2
6	403	Inward 1½ Somersaults	C	1	2.2

##### Level 6 Platform

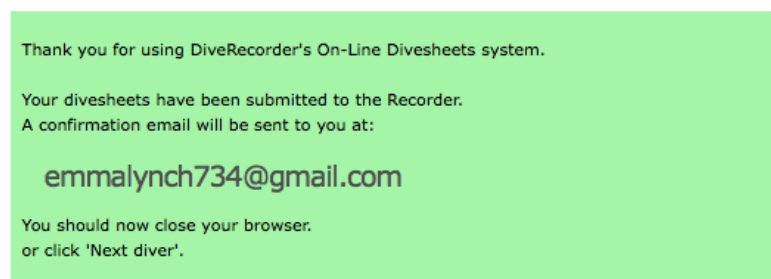
Round	Dive	Description	Pos	Board	DD
1	101	Forward Dive	B	7.5	1.5
2	401	Inward Dive	B	7.5	1.4
3	201	Back Dive	A	5	1.7
4	612	Armstand Somersault	B	7.5	1.8
5	105	Forward 2½ Somersaults	C	7.5	2.2
6	403	Inward		5	2.2

[Back to events](#)

[Submit divesheets](#)

**Step 14:**

You must get to this green screen otherwise your dives will not have been submitted. This message confirms you have submitted your dive sheets.



Next diver

You should automatically receive an email to the address you entered into your event details. Check this email for the details of what you submitted. If you realise they are incorrect or you need to change a dive you can resubmit parts or all of your dive sheets up until the closing day for dive sheets. After this date you will be able to change your dive sheet manually on the dive office window up until 24 hours from your event time.

When you have entered your dive sheets and received the confirmation email it is important to then straight away forward this email confirming your dives to your coach so they know you have entered your dives and what they are. It is also helpful if you print out a copy of your dives yourself for your reference.

We hope you made it easily to the end of this guide and have successfully submitted your dive sheets.

**Thank you to Emma Lynch for putting together this helpful guide**

**DiveRecorder**

To: Emma Lynch

Reply-To: Lorraine and Sean, Steven Rose

Dive Sheets: 2017 DWA State Open Championships and Levels

Dear Emma

\*\*\* 2017 DWA State Open Championships and Levels \*\*\*

The Meet Recorder has been advised that your divesheets have been submitted.

The Recorder's email address is: [slkeeney@iinet.net.au](mailto:slkeeney@iinet.net.au); [steven.rose@wadiwing.com.au](mailto:steven.rose@wadiwing.com.au)

A copy of the information is listed below and it is suggested that you print it and take it to the Meet for reference.

\*\*\* Your details \*\*\*

Name: Emma Lynch  
ASCII Name: Emma Lynch  
Team: Diving Wa  
Team2:  
Gender: F  
Born: 1997  
Coach: Eliza Cole  
Email: [emmalynch734@gmail.com](mailto:emmalynch734@gmail.com)

\*\*\* Your dive sheets \*\*\*

Level 6 1m Springboard

Round	Dive	Pos	Board	DD	Description
1	103	B	1	1.7	Forward 1½ Somersaults
2	401	B	1	1.5	Inward Dive
3	201	A	1	1.7	Back Dive
4	5211	A	1	1.8	Back Dive ½ Twist
5	104	C	1	2.2	Forward Double Somersault
6	403	C	1	2.2	Inward 1½ Somersaults

Level 6 Platform

Round	Dive	Pos	Board	DD	Description
1	101	B	7.5	1.5	Forward Dive
2	401	B	7.5	1.4	Inward Dive
3	201	A	5	1.7	Back Dive
4	612	B	7.5	1.8	Armstand Somersault
5	105	C	7.5	2.2	Forward 2½ Somersaults
6	403	C	5	2.2	Inward 1½ Somersaults

Good luck at the Meet.

Thank you for using DiveRecorder's On-Line Divesheets system.

<http://www.diverecorder.co.uk/online sheets/>