



STARTUP GUIDE

TEAM MANAGEMENT WITH ALTIUSRT

APRIL 15, 2016

Match Lineup Entry

Match Lineup entry involves specifying players and team staff that will represent your team in a single match.

In order to enter a Match Lineup, you must be logged in with Team Manager access. Match Lineup entry is only possible when the Competition Status is In Progress and the Match Status is Upcoming.

The Match Lineup information will only become available to the media/public when the match is in Warmup or later.

To enter a Match Lineup:

1. From the **Altiusrt** homepage, click on the upcoming Match in the 'Quick Access' panel.


Quick Access										
Competition	Team	Players	Captains	Goalkeepers	Head Coach	Manager	Staff	Actions	Next	
In Progress (1x6) 20 Mar - 1 Apr 2016 In Progress	Canada Approved	18 / 18	1	2	1	1	6	View Register	USA v CAN (Round Robin) 20 Mar 2016 15:30	


2. Click on the 'Match Lineup' button.

Canada					Match Lineup	Match Lineup Form
Shirt #	Player	Age *	Goals	Games Played		
1	ALI Elena (GK)	20	0	0		
2	BECKER Alda	28	0	0		
5	DOUGLAS Patience	19	0	0		
6	ESCOBEDO Beatriz	30	0	0		
7	FERRY Emmie	31	0	0		
9	GERLACH Giuseppina	20	0	0		
11	HILL Letitia	26	0	0		
12	HIRTHE Oleta	21	0	0		
15	HÖFIG Fadime	31	0	0		
16	KAUTZER Vilma	18	0	0		
18	KOCH Maërit	26	0	0		

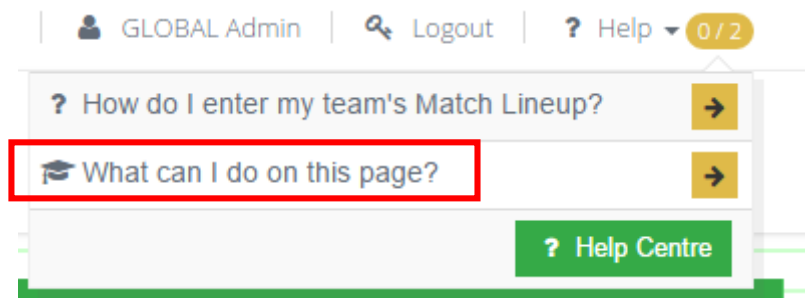
3. The 'Match Details' panel shows you information for the match, including time, location, and assigned colours.

To enter your Match Lineup, click on the yellow 'Edit' button.

Match Details USA v CAN (Round Robin)									
Match Details					Colours  Canada				
Match #	2				Shirts	Red			
Details	USA v CAN (Round Robin)				Skirts	Red			
Date/Time	2016-03-20 15:30:00				Socks	Red			
Pitch	RCDPDB - Pitch 1				GK Shirts	Yellow			

Match Lineup for  Canada									
Players Canada					Team Staff Canada				
Match	Start	C	GK	Shirt #	Name	Manager	Coach	Physio	Doctor
<input checked="" type="checkbox"/>	<input type="checkbox"/>	<input type="checkbox"/>	<input checked="" type="checkbox"/>	1	ALI Elena (GK)	<input checked="" type="checkbox"/>			
<input checked="" type="checkbox"/>	<input type="checkbox"/>	<input type="checkbox"/>	<input type="checkbox"/>	2	BECKER Alda	<input type="checkbox"/>			
<input checked="" type="checkbox"/>	<input type="checkbox"/>	<input type="checkbox"/>	<input type="checkbox"/>	5	DOUGLAS Patience	<input type="checkbox"/>			

4. For help on using the Match Lineup page, start the *'What can I do on this page?'* lesson from the top-right of your screen.



5. The 'Match Lineup' panel shows you all players and team staff registered for the competition.
6. To indicate that a player will participate in the match, check the player's box in the 'Match' column.
7. To indicate that a player will start on the pitch in the match, check the player's box in the 'Start' column.
8. To indicate the captain for the match, select the player in the 'C' column.
9. To indicate that a player will be a goalkeeper in the match, check the player's box in the 'GK' column.
10. To change the shirt number of a player, you must notify your competition officials.
11. Select a role for your team staff. You must select a coach and a team manager.
12. To submit your Match Lineup, click on the green 'Save Match Lineup' button.

To exit with saving changes, click on the red 'Cancel' button.