

NEW RESTRICTIONS IN PLACE FOR COMMUNITY SPORT AND RECREATION IN NSW

Following the announcement by the NSW Premier yesterday, the [Public Health \(COVID-19 Greater Sydney\) Order \(No 2\) 2021](#) was published overnight, outlining the new rules and restrictions for the sport and recreation sector.

The new restrictions apply to Greater Sydney, the Central Coast, Blue Mountains, Wollongong and Shellharbour. [Click here](#) for a map that shows where restrictions apply.

The following restrictions now apply and must be adhered to by all community sport and recreation groups across Greater Sydney, the Central Coast, Blue Mountains, Wollongong and Shellharbour:

Fitted face coverings:

The following rules and restrictions now apply regarding the wearing of fitted face coverings (ie. face masks);

- a) A person must wear a fitted face covering over both their nose and mouth while in any indoor area of non-residential premises; and
- b) A person must wear a fitted face covering over both their nose and mouth while attending a COVID-safe outdoor gathering or controlled outdoor public gathering.



This applies to all persons in Greater Sydney, the Central Coast, Blue Mountains, Wollongong and Shellharbour, as well as any persons who were in any of these Greater Sydney areas in the previous 14 days.

Removing fitted face coverings:

- a) A person may remove a fitted face covering if the person is engaging in strenuous physical activity.
- b) The person must resume wearing the fitted face covering as soon as practical after the strenuous physical activity ends.

Capacity limits:



An occupier of a premises must ensure the number of persons on the premises does not exceed the greater of;

- a) 1 person per 4 square metres of space;  / 4 sq m or
- b) 25 persons.  < / = 25

This clause does not apply to a recreation facility (major). See below.

Recreation facilities (major):

The occupier of a recreation facility (major), must ensure the maximum number of persons on the premises does not exceed the greater of;

- a) The total of –
 - i. 50% of the fixed seating capacity of the facility; PLUS
 - ii. 1 person per 4 square metres of space of any unfixed seating areas  / 4 sq
- b) 1 person per 4 square metres of space  / 4 sq m

If the occupier of a recreation facility (major), calculates the number of persons based on fixed seating capacity, the occupier must ensure;

- Admission to the premises is by way of a ticket; and
- All persons (other than employees) are assigned to specific seats.

***Note:** recreation facility (major) means a building or place used for large-scale sporting or recreation activities that are attended by large numbers of people whether regularly or periodically, and includes theme parks, sports stadiums, showgrounds, racecourses and motor racing tracks.*

Gyms and indoor recreation facilities:

The occupier of a gymnasium, must ensure the maximum number of persons attending any individual class or activity does not exceed 20 persons.

The occupier of an indoor recreation facility, must ensure the maximum number of persons attending any individual dance class or activity at the facility does not exceed 20 persons.

For both gymnasiums and indoor recreation facilities, the occupier must ensure that persons attending individual classes or activities wear a fitted face covering over both their nose and mouth while participating in the class or activity.

***Note:** recreation facility (indoor) means a building or place used predominantly for indoor recreation, whether or not operated for the purposes of gain, including a squash court, indoor swimming pool, gymnasium, table tennis centre, health studio, bowling alley, ice rink or any other building or place of a like character used for indoor recreation, but does not include an entertainment facility, a recreation facility (major) or a registered club*

Restrictions for Inner Sydney suburbs:

A person must not, without reasonable excuse, travel from the Metropolitan Sydney area to a place in NSW outside of the area, if the person's place of residence or usual place of work is in any of the following local government areas;

- | | |
|--|-------------|
| • Bayside | • Randwick |
| • City of Sydney | • Waverly |
| • Canada Bay | • Woollahra |
| • Inner West | |
| • Any other local government area in Greater Sydney specified by the Chief Health Officer as an area of concern for the purposes of this clause. | |

The above information is to the best of our current knowledge. We are seeking further clarification where required and will keep you informed as any additional information comes to light.

Sport and recreation organisations are reminded to review their COVID-19 Safety Plans and ensure they are up to date. All organisations are also encouraged to review the Public Health Order and stay up to date with the latest changes on the NSW Government COVID-19 website.

Thank you for your support in helping to keep community sport COVID-19 safe.

Sport NSW